

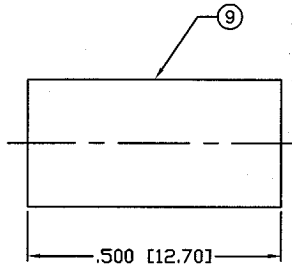
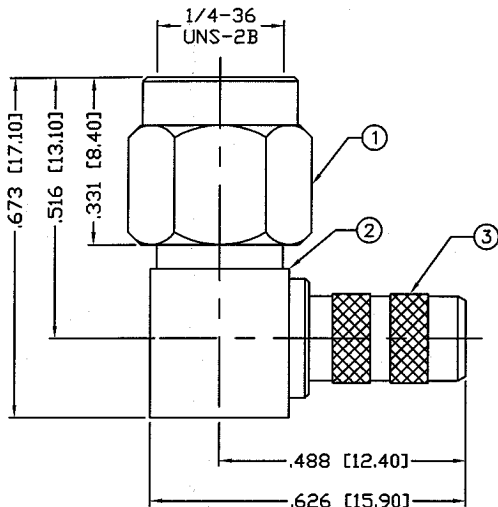
THIS DRAWING CONTAINS INFORMATION PROPRIETARY TO RF INDUSTRIES,  
 ANY UNAUTHORIZED USE OF THIS DRAWING IS EXPRESSLY PROHIBITED  
 WITHOUT WRITTEN PERMISSION FROM RF INDUSTRIES.  
 ANY VIOLATION IS PUNISHABLE UNDER U.S. COPYRIGHT LAWS.

ALL DIMENSIONS ARE REFERENCE ONLY

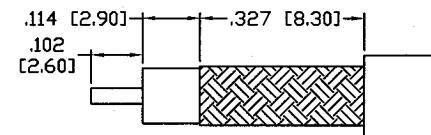
PART NO.

**RSA-3010-C**

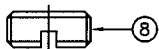
REV	DESCRIPTION	DWN	DATE	APPROVED
A	ENGINEERING RELEASE	KMM	4/18/95	R. RICE
B	ADD FERRULE & FERRULE STUD ID DIMS	KMM	8/25/93	R. RICE
C	CHANGE DRAWING # & FORMAT / UPDATE ELECTRICAL SPECS	CZS	7/20/01	JDMc



RECOMMENDED CRIMP DIE .213



RECOMMENDED STRIPPING DIM'S



**SPECIFICATIONS:**

IMPEDANCE: 50 Ohms  
 FREQUENCY RANGE: 0-12.4 GHz  
 INSERTION LOSS(dB):  $0.04 \times \sqrt{f(\text{GHz})}$   
 VSWR:  $1.15 + .03 \times \sqrt{f(\text{GHz})}$   
 WORKING VOLTAGE: 500 V rms Max. @ Sea Level  
 INSULATION RESISTANCE: 5k M Ohms min.  
 TEMPERATURE RANGE: -65°C TO 165°C  
 FOR RG-58, 58A, 58C, 141, 141A, BELDEN 8240,  
 8259, 8262, 9201, 9203, 9310, 9311 & COMM/SCOPE 0268

NOTE: ATTACH CABLE TO CONNECTOR BY  
 SOLDERING THE CABLE INNER CONDUCTOR  
 TO THE PIN SLOT INSIDE THE CONNECTOR

1	SHELL	1	BRASS	NICKEL, 100μ"	008974	
2	BODY	1	BRASS	NICKEL, 100μ"		
3	FERRULE STUD	1	BRASS	NICKEL, 100μ"		
4	INSULATOR	1	PTFE	----		
5	PIN	1	BRASS	GOLD, 50μ"		
6	RETAINING RING	1	Be. Cu.	----		
7	GASKET	1	SILICONE	----		
8	SCREW CAP	1	BRASS	NICKEL, 100μ"		
9	FERRULE	1	BRASS	NICKEL, 100μ"		
10					DRAWN C. ZUNIGA	
11					CHECKED <i>[Signature]</i>	
12					7-20-01	
13					ORJ DRAWN C. ZUNIGA	
14					7/19/01	
#	DESCRIPTION	QTY	MATERIAL	FINISH	APPROVALS	DATE

UNLESS OTHERWISE SPECIFIED:

1. REMOVE ALL BURRS
2. BREAK ALL CORNERS & EDGES .005 R. MAX.
3. CHAMFER 1ST & LAST THREADS 45°
4. SURFACE ROUGHNESS 63 FINISH MIL-STD-10
5. DIAMETERS ON COMMON CENTERS TO BE CONCENTRIC WITHIN .002 T.I.R.
6. ALL DIMENSIONS ARE AFTER PLATING.

DIMENSIONS ARE IN INCHES  
 AND [MILLIMETERS]

UNLESS OTHERWISE NOTED  
 TOLERANCES ARE:

DECIMALS	DIAMETER
.xxx±.003 [.08]	.xxx±.001 [.03]
.xx±.005 [.13]	.xx±.003 [.08]

**RF connectors**  
 DIVISION OF RF INDUSTRIES, LTD.

7610 MIRAMAR RD  
 SAN DIEGO, CA 92126  
 (858) 549-6340  
 (858) 549-6345 FAX

**SMA PLUG**

CRIMP, RIGHT ANGLE

SIZE	CABLE GROUP	DWG NO.	REV
A	C	RSA-3010-C	C
SCALE: NTS		CAD FILE OUTLINE	SHEET 1 OF 1